



ELPROSYS®
ELPROSYS®

DIRECTLY PROGRAMMING

Using the D14 connecting cable




In the IC7 integrated circuit the PIN 5 has to be pulled up during the programming process.



ELPROSYS®
ELPROSYS®

On the Motorola microcontroller, the additional bridge should be made, as it is shown on the photograph.
After correct bridging no information on the mileage counter is displayed during the programming process.



DIAGNOSTIC PROGRAMMING

Using the D14 connecting cable

